



# *Manual tools*

Equipment for the manual maintenance of the tubes in the heat exchangers

Maintenance

Tube extraction and cutting



## A winning story since 1961

### The Beginning

At the end of the 1950s, Domenico Franco Agostino became the Italian representative of Albert Otto, a German manufacturer of tube expanders. In 1961 Franco Agostino's Albert Otto Italiana was founded and in 1972, after purchasing an area of 10,000 square metres in the municipality of Bagnolo Cremasco, Maus Italia Sas was established.

### The Growth

In 1976 his son Stefano, a mechanical engineer, joined the company. Together with his father, he studied products, introduced new machinery onto the market and filed the first patents by Maus Italia. Above all, Stefano was firmly convinced that people are the very heart of a company's success. Therefore, he invested in human capital by valuing people and roles, and he surrounded himself with skilled operators as well as technical, commercial and administrative collaborators. The result was a winning, competent and proactive team.

His daughter Anna - also a mechanical engineer - has been working in the company since 2016, giving new impetus and energy to the business her father and grandfather had built.

Father and daughter work together side by side every day to guarantee the excellence of Maus Italia and support all customers worldwide with competence and passion: the company's distinctive traits.



**Stefano Agostino**

CEO - Mechanical Engineer

**Anna Agostino**

COO - Mechanical and Management Engineer



## ***In-house production of each component*** ***Workshop 4.0 and 24/7 production control***

The production of Maus Italia branded items is entirely carried out in Bagnolo Cremasco, in the heart of an Italian industrial area 30 km southeast of Milan.

The company boasts a 4.0 workshop equipped with state-of-the-art machinery, an in-house heat treatment room and a final inspection department that allow Maus Italia to independently manage every phase of the manufacturing process of its wide range of products whilst maintaining high quality standards.



## ***Quality first.*** ***Design and development***

One of Maus Italia's strengths is its willingness to understand its customers' needs.

Our technical department is always ready to find operational solutions to the most complex applications, even via feasibility studies. We develop accurate work processes, draw with FEM analyses to verify our mechanical-structural performance and optimise the manufacturing process of each component.

## ***Ready To Deliver***

A well-stocked and complete warehouse of finished products enables Maus Italia ship quickly to customers all over the world according to a ready-to-deliver logic.

The warehouse is fully located within our premises in Bagnolo Cremasco at controlled temperatures and conditions to guarantee the maximum safety and quality of Maus Italia products for all our customers.

## ***Quality, environment and safety policy***

**Research, quality and safety are the watchwords of Maus Italia Spa.**

Maus Italia has several projects underway aimed at increasingly sustainable development and integrates environmental concerns into its business model. The company's actions, behaviour and development choices are focused not only on the short run but rather mainly on a medium and long-term horizon.



## ***Every day in over*** ***80 country*** ***worldwide***

Find an official distributor in your country



# F/794

## Motor operated tube cutter for medium tube-sheets

This tube cutter is designed for the use in maintenance of heat exchangers and boilers.

**RE<sub>min</sub>** 2" (50,8 mm) ▶ **RE<sub>max</sub>** 6" (152,4 mm)

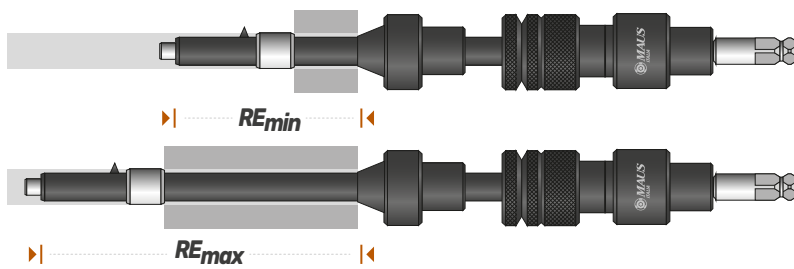


# F/794/L

## Motor operated tube cutter for thick tube-sheets

This tube cutter is designed for the use in aintenance of heat exchangers and boilers. Dedicated to the maintenance of exchangers with very thick tube sheets.

**RE<sub>min</sub>** 4" (101,6 mm) ▶ **RE<sub>max</sub>** 12" (304,8 mm)



" mm	de	Tube cutter Cod	Cutting I.D.		Bit Cod	Tube pilot (Not included / Order separately) indicated for BWG	mm inches	Electrical			Pneumatic		
			mm	inches				Non ferrous tubes	Steel tubes	Stainless steel tubes			
1/2"	(12,7)	<b>F/794-0</b>	8,1 ÷ 15,0	0.32 ÷ 0.59	BIT-F794-0	14 - 16 - 18 - 20 - 22 - 24	3/8" (9,5)	MBOS 16-2			MOF 20 R	MOF 3	
5/8"	(15,9)	<b>F/794-1</b>	11,2 ÷ 18,0	0.44 ÷ 0.71	BIT-F794-1	14 - 16 - 18 - 20 - 22 - 24			MOF 20 R				
3/4"	(19,0)	<b>F/794-2</b>	13,5 ÷ 22,0	0.53 ÷ 0.87	BIT-794-2	14 - 16 - 18 - 20 - 22 - 24						MOF 3	
7/8"	(22,2)	<b>F/794-3</b>	16,0 ÷ 24,9	0.63 ÷ 0.98	BIT-F794-3-4	14 - 16 - 18 - 20 - 22 - 24	1/2" (12,7)					MOF 3 R	
1"	(25,4)	<b>F/794-4</b>	18,0 ÷ 26,9	0.71 ÷ 1.06		14 - 16 - 18 - 20 - 22 - 24							
1.1/4"	(31,8)	<b>F/794-5</b>	23,1 ÷ 34,0	0.91 ÷ 1.34	BIT-F794-5-6	12 - 14 - 16 - 18 - 20 - 22			MOF 3				
1.1/2"	(38,1)	<b>F/794-6</b>	30,0 ÷ 41,9	1.18 ÷ 1.65		12 - 14 - 16 - 18 - 20 - 22				MOF 3	MOF 3 R		

\* On request, tube cutter F/794 for bigger diameters are available

# Motorization for F/794

Maus Italia gives indications concerning the pneumatic and electric motorizations suitable for the use of the F/794 as well as advise for the selection of the adapter to be used.

## MBOS 16-2

Portable electric drill

- Mechanical 2 speed gear
- Electronic regulator of the rpm for optimal cutting speed
- Optimal control with ergonomic grip and supplementary grip



Electric		MDse 648	
Free voltage	Volt	220V - 50/60 Hz - 1 Ph	
Absorbed power	Watt	740	
Speed No-Load	Lap/min	260-600 / 640-1400	
Speed Full-Load	Lap/min	0-360 / 0-860	
Weight	Kg Lb	3,4	7,5
Dimension	mm "	488 x 82	19.2 x 3.2

**Adapters**

F/311 - 3/8"

F/312/CIL - 1/2"

## MOF

Portable penumatic drill

- With morse Tape shank
- Two model available: MOF 20R and MOF 3R / Each models are reversible



Pneumatic		MOF 20R		MOF 3		MOF 3R	
Speed	Lap/min	470		170		140	
Power	Watt	745		745		745	
Shank	CM	2		2		2	
Air shank	" gas	3/8" gas		3/8" gas		3/8" gas	
Air consumption	Lt/sec cfm	14	0.49	14	0.49	14	0.49
Weight	Kg Lb	4,5	9.22	4,2	8.82	4,6	10.10
Dimension	ø x L x h mm	66x236x360		66x272x360		66x241x360	
	ø x L x h "	2.6 x 8.3 x 14.2		2.6 x 10.7 x 14.2		2.6 x 9.5 x 14.2	

**Adapters**

RCM - 2 - 3/8"

RCM - 2 - 1/2"

# Manual tools

## Equipment for the manual maintenance of the tubes in the heat exchangers

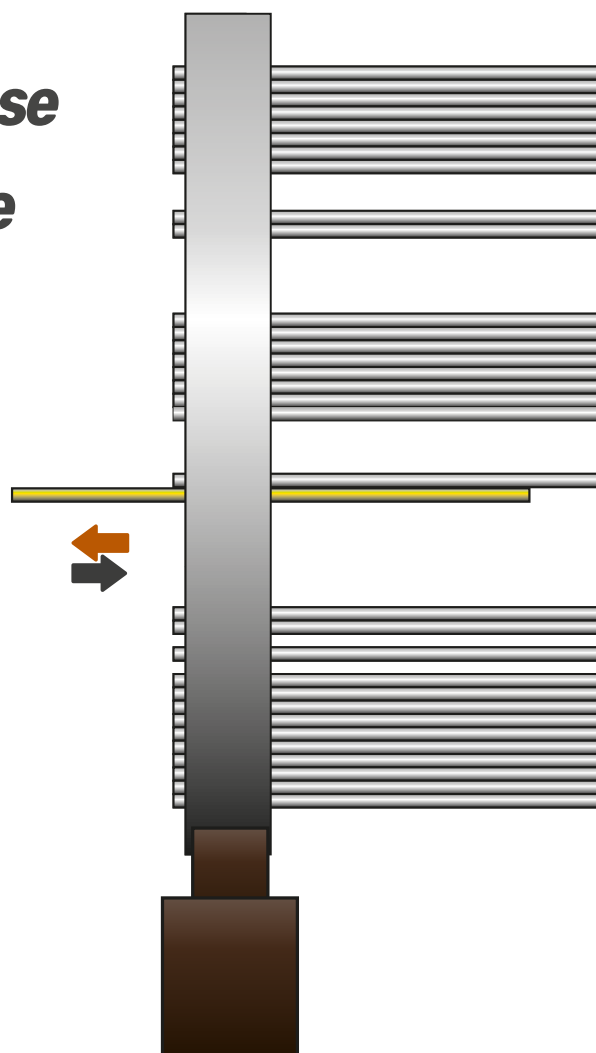
This panorama of manual tools is the entire products of Maus Italia for the manual, low cost maintenance of tubes in heat exchangers in oil refineries, condensers in electric power stations, boilers, etc...

These Manual tools work in synergy to increase the effectiveness of the work on the tube being replaced. The tube reamer F/791 starts first by reducing the thickness of the tube to enable the F/793 to enter the part that has been reamed ( therefore offering less resistance ) and to expel the tube. The tube collapsing tool F/792 is used when the thickness of the tube is not high and offer less resistance.

Manual tools also includes manual tube cutters F/790, a manual extractors F/800 and a pneumatic hammer F/789 suggested for use with the above tools.

**Flexibility and economy of use**

**High quality of maintenance**



# F/790

One revolution tube cutter

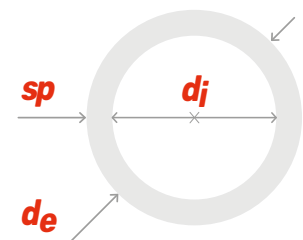
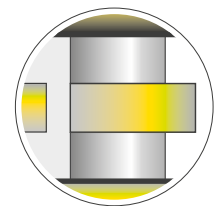
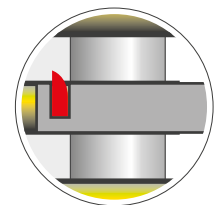


Cheaper tube cutter, adjustable reach from 50,8 mm ( 2" ) to 152,4 mm ( 6" ).

The F/790 was deisgned for hand use with a tap wrench and its functioning is based on the eccentricity of the blade.

Work on the first tubesheet with the one-revolution tube cutter F/790 to cut the tube to be replaced. After cutting the tube stub is connected to the first tubesheet and the remaining part of the tube is connected to the seconf tubesheet.


"	mm	sp		dj		F/790	Spare bit	∩ inches	
		B.W.G	mm	inches	mm	inches	Cod.		Cod.
1/2"	(12,7)	18	1,2	0.049	10,2	0.402	F/790-1	BIT-F790-1-2	1/4"
		20	0,9	0.035	10,9	0.430	F/790-2		
5/8"	(15,9)	14	2,1	0.083	11,7	0.459	F/790-3	BIT-F790-3	3/8"
		16	1,6	0.065	12,6	0.495	F/790-4	BIT-F790-4	
		18	1,2	0.049	13,4	0.527	F/790-5	BIT-F790-5	
3/4"	(19,0)	20	0,9	0.035	14,1	0.555	F/790-6	BIT-F790-6	3/8"
		14	2,1	0.083	14,8	0.584	F/790-7	BIT-F790-7	
		16	1,6	0.065	15,7	0.620	F/790-8	BIT-F790-8÷16	
		18	1,2	0.049	16,6	0.652	F/790-9		
7/8"	(22,2)	20	0,9	0.035	17,3	0.680	F/790-10	BIT-F790-8÷16	1/2"
		22	0,7	0.028	17,6	0.694	F/790-11		
		14	2,1	0.083	18,0	0.709	F/790-12		
		16	1,6	0.065	18,9	0.745	F/790-13		
		18	1,2	0.049	19,7	0.777	F/790-14		
1"	(25,4)	20	0,9	0.035	20,4	0.805	F/790-15	BIT-F790-17÷22	5/8"
		22	0,7	0.028	20,8	0.819	F/790-16		
		12	2,8	0.109	19,9	0.782	F/790-17		
		14	2,1	0.083	21,2	0.834	F/790-18		
		16	1,6	0.065	22,0	0.870	F/790-19		
		18	1,2	0.049	22,9	0.902	F/790-20		
		20	0,9	0.035	23,6	0.930	F/790-21		
1.1/4"	(31,8)	22	0,7	0.028	24,0	0.944	F/790-22	BIT-F790-23÷32	3/4"
		12	2,8	0.109	26,2	1.032	F/790-23		
		14	2,1	0.083	27,5	1.084	F/790-24		
		16	1,6	0.065	28,4	1.120	F/790-25		
1.1/2"	(38,1)	18	1,2	0.049	29,3	1.152	F/790-26	BIT-F790-23÷32	1"
		20	0,9	0.035	30,0	1.180	F/790-27		
		12	2,8	0.109	32,6	1.282	F/790-28		
		14	2,1	0.083	33,9	1.334	F/790-29		
		16	1,6	0.065	34,8	1.370	F/790-30		
		18	1,2	0.049	35,6	1.402	F/790-31		
		20	0,9	0.035	36,3	1.430	F/790-32		



# F/791

## Tube reamer

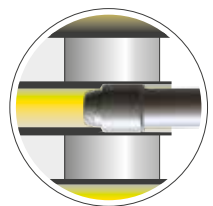
These are high-speed steel reamers, with Morse taper connection and rear tang with diameter ground in accordance with the BWG of the tubes. To use to reduce the thickness of tubes to be replaced, for a depth of about 80% of the thickness of the sheet.



# F/793

## Tube expeller

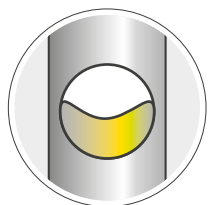
Use preferably with a pneumatic hammer.  
Standard tang:  $\varnothing 17,2 \text{ mm (0.677")}$  x  $60,3 \text{ mm (2.3/8")}$



# F/792

## Tube collapsing tool

Used for crumpling tubes of non-ferrous alloys or ferrous alloys made lighter with the use of the reamer F/791 and expelling them from the tube plate. To be used preferably with a pneumatic hammer.  
Standard tang:  $\varnothing 17,2 \text{ mm (0.677")}$  x  $60,3 \text{ mm (2.3/8")}$




# F/789

## Pneumatic hammer specific for manual tools





<b>d<sub>e</sub></b>		<b>sp</b>		<b>d<sub>i</sub></b>		<b>F/791</b>	<b>L1</b>		<b>F/793</b>	<b>L3</b>	<b>F/792</b>	<b>L2</b>				
"	mm	B.W.G	mm	inches	mm	inches	Cod.	mm	inches	Cod.	mm	inches	Cod.	mm	inches	
1/2"	(12,9)	-	-	-	-	-	-	-	-	-	-	-	F/792-0	196,0	7,717	
5/8"	(15,9)	10	3,4	0,134	9,5	0,357	F/791-1	100,0	3,937	2	F/793-1	182,0	7,165	F/792-1	192,0	7,559
		11	3,0	0,120	9,8	0,385	F/791-2				F/793-2					
		12	2,8	0,109	10,3	0,407	F/791-3				F/793-3					
		13	2,4	0,095	11,0	0,435	F/791-4				F/793-4					
		14	2,1	0,083	11,7	0,459	F/791-5				F/793-5					
		15	1,8	0,072	12,2	0,481	F/791-6				F/793-6					
		16	1,6	0,065	12,6	0,495	F/791-7				F/793-7					
		18	1,2	0,049	13,4	0,527	F/791-8				F/793-8					
3/4"	(19,0)	10	3,4	0,134	12,2	0,482	F/791-9	120,0	4,724	2	F/793-9	182,0	7,165	F/792-2	194,0	7,638
		11	3,0	0,120	12,9	0,510	F/791-10				F/793-10					
		12	2,8	0,109	13,5	0,532	F/791-11				F/793-11					
		13	2,4	0,095	14,2	0,560	F/791-12				F/793-12					
		14	2,1	0,083	14,8	0,584	F/791-13				F/793-13					
		15	1,8	0,072	15,4	0,606	F/791-14				F/793-14					
		16	1,6	0,065	15,7	0,620	F/791-15				F/793-15					
		18	1,2	0,049	16,6	0,652	F/791-16				F/793-16					
7/8"	(22,2)	10	3,4	0,134	15,4	0,607	F/791-17	100,0	3,937	2	F/793-17	182,0	7,165	F/792-3	190,0	7,480
		11	3,0	0,120	16,1	0,635	F/791-18				F/793-18					
		12	2,8	0,109	16,7	0,657	F/791-19				F/793-19					
		13	2,4	0,095	17,4	0,685	F/791-20				F/793-20					
		14	2,1	0,083	18,0	0,709	F/791-21				F/793-21					
		15	1,8	0,072	18,6	0,731	F/791-22				F/793-22					
		16	1,6	0,065	18,9	0,745	F/791-23				F/793-23					
		18	1,2	0,049	19,7	0,777	F/791-24				F/793-24					
1"	(25,4)	8	4,2	0,165	17,0	0,670	F/791-25	155,0	6,102	3	F/793-25	182,0	7,165	F/792-4	177,0	6,969
		10	3,4	0,134	18,6	0,732	F/791-26				F/793-26					
		11	3,0	0,120	19,3	0,760	F/791-27				F/793-27					
		12	2,8	0,109	19,9	0,782	F/791-28				F/793-28					
		13	2,4	0,095	20,6	0,810	F/791-29				F/793-29					
		14	2,1	0,083	21,2	0,834	F/791-30				F/793-30					
		15	1,8	0,072	21,7	0,856	F/791-31				F/793-31					
		16	1,6	0,065	22,1	0,870	F/791-32				F/793-32					
1.1/4"	(31,8)	8	4,2	0,165	23,4	0,920	F/791-34	180,0	6,496	4	F/793-34	182,0	7,165	F/792-5	164,0	6,457
		10	3,4	0,134	24,9	0,982	F/791-35				F/793-35					
		11	3,0	0,120	25,6	1,010	F/791-36				F/793-36					
		12	2,8	0,109	26,2	1,032	F/791-37				F/793-37					
		13	2,4	0,095	26,9	1,060	F/791-38				F/793-38					
		14	2,1	0,083	27,5	1,084	F/791-39				F/793-39					
		16	1,6	0,065	28,4	1,120	F/791-40				F/793-40					
		1.1/2"	(38,1)	8	4,2	0,165	29,7				1,170					
10	3,4			0,134	31,3	1,232	F/791-42	F/793-42								
11	3,0			0,120	32,0	1,260	F/791-43	F/793-43								
12	2,8			0,109	32,6	1,282	F/791-44	F/793-44								
13	2,4			0,095	33,3	1,310	F/791-45	F/793-45								
14	2,1			0,083	33,9	1,334	F/791-46	F/793-46								
16	1,6			0,065	34,8	1,370	F/791-47	F/793-47								

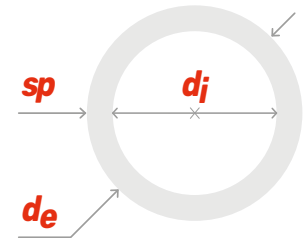
# F/800



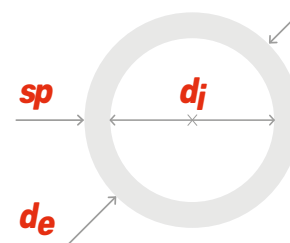
## Manual extractor

Recommended for small maintenance jobs, the F/800 hand extractor allows easy removal of stubs and tubes.

$d_e$		$sp$	$d_{jm}$		TPMM Mandrel	∅	TPCM Collar	F/800 Manual extractor	∅
"	mm	B.W.G	mm	inches	Cod.	inches	Cod.	Cod.	
3/8"	(9,5)	17 - 19	6,5 ÷ 7,5	0.256 ÷ 0.295	TPMM-7	1/2"	TPCM-11	F/800-1	22 mm
		20 - 24	7,5 ÷ 8,5	0.295 ÷ 0.335	TPMM-8				
1/2"	(12,7)	14 - 16	8,5 ÷ 9,5	0.335 ÷ 0.374	TPMM-9	1/2"	TPCM-14	F/800-1	22 mm
		17 - 18	9,5 ÷ 10,5	0.374 ÷ 0.413	TPMM-10				
		19 - 21	10,5 ÷ 11,5	0.413 ÷ 0.453	TPMM-11				
		24	11,5 ÷ 12,5	0.453 ÷ 0.492	TPMM-12				
5/8"	(19,0)	16 - 17	12,5 ÷ 13,5	0.492 ÷ 0.531	TPMM-13	1/2"	TPCM-18	F/800-1	22 mm
		19 - 21	13,5 ÷ 14,5	0.531 ÷ 0.571	TPMM-14				
		23 - 24	14,5 ÷ 15,5	0.571 ÷ 0.610	TPMM-15				
3/4"	(19,0)	11	12,5 ÷ 13,5	0.492 ÷ 0.531	TPMM-13	1/2"	TPCM-21	F/800-1	22 mm
		12 - 13	13,5 ÷ 14,5	0.531 ÷ 0.571	TPMM-14				
		14 - 15	14,5 ÷ 15,5	0.571 ÷ 0.610	TPMM-15				
		16 - 17	15,5 ÷ 16,5	0.610 ÷ 0.650	TPMM-16				
		18 - 20	16,5 ÷ 17,5	0.650 ÷ 0.689	TPMM-17				
		21 - 24	17,5 ÷ 18,5	0.689 ÷ 0.728	TPMM-18				
7/8"	(22,2)	14	17,5 ÷ 18,5	0.689 ÷ 0.728	TPMM-18	3/4"	TPCM-25	F/800-2	32 mm
		16 - 17	18,5 ÷ 19,5	0.728 ÷ 0.768	TPMM-19				
		18 - 19	19,5 ÷ 20,5	0.768 ÷ 0.807	TPMM-20				
		10 - 11	18,5 ÷ 19,5	0.728 ÷ 0.768	TPMM-19				
1"	(25,4)	12	19,5 ÷ 20,5	0.768 ÷ 0.807	TPMM-20	3/4"	TPCM-28	F/800-2	32 mm
		13 - 14	20,5 ÷ 21,5	0.807 ÷ 0.846	TPMM-21				
		15 - 16	21,5 ÷ 22,5	0.846 ÷ 0.886	TPMM-22				
		18	22,5 ÷ 23,5	0.886 ÷ 0.925	TPMM-23				
		19 - 20	23,5 ÷ 24,5	0.925 ÷ 0.965	TPMM-24				
		10 - 11	25,3 ÷ 25,5	0.995 ÷ 1.004	TPMM-25				
		11 - 12	25,5 ÷ 26,5	1.004 ÷ 1.043	TPMM-26				
1.1/4"	(31,8)	13	26,5 ÷ 27,5	1.043 ÷ 1.083	TPMM-27	1"	TPCM-34	F/800-3	46 mm
		14 - 15	27,5 ÷ 28,5	1.083 ÷ 1.122	TPMM-28				
		16 - 18	28,5 ÷ 29,5	1.122 ÷ 1.161	TPMM-29				
		19 - 22	29,5 ÷ 30,5	1.161 ÷ 1.201	TPMM-30				
		23 - 24	30,5 ÷ 31,5	1.201 ÷ 1.240	TPMM-31				
		10 - 11	31,5 ÷ 32,5	1.240 ÷ 1.280	TPMM-32				
1.1/2"	(38,1)	12 - 13	32,5 ÷ 33,5	1.280 ÷ 1.319	TPMM-33	1"	TPCM-41	F/800-3	46 mm
		14	33,5 ÷ 34,5	1.319 ÷ 1.358	TPMM-34				
		15 - 17	34,5 ÷ 35,5	1.358 ÷ 1.398	TPMM-35				
		18 - 20	35,5 ÷ 36,5	1.398 ÷ 1.437	TPMM-36				
		21 - 24	36,5 ÷ 37,5	1.437 ÷ 1.476	TPMM-37				



<b>d<sub>e</sub></b>		<b>sp</b>	<b>d<sub>jm</sub></b>		<b>TPMM</b> Mandrel	∅	<b>TPCM</b> Collar	<b>F/800</b> Manual extractor	∅
"	mm	B.W.G	mm	inches	Cod.	inches	Cod.	Cod.	
2"	(50,8)	10	43,5 ÷ 44,5	1.713 ÷ 1.752	TPMM-44	1.1/4"	TPCM-56	F/800-4	hexagon 55 mm
		11 - 12	44,5 ÷ 45,5	1.752 ÷ 1.791	TPMM-45				
		13	45,5 ÷ 46,5	1.791 ÷ 1.831	TPMM-46				
		14 - 15	46,5 ÷ 47,5	1.831 ÷ 1.870	TPMM-47				
		16 ÷ 18	47,5 ÷ 48,5	1.870 ÷ 1.909	TPM-48				
		19 ÷ 22	48,5 ÷ 49,5	1.909 ÷ 1.949	TPM-49				



### TPMM Mandrel



### TPCM Collar



### F/800 Manual extractor



### Manual key





**mausitalia.it**

